



The period of Fr151 Cyg = GSC 03949-01097

Moschner, Wolfgang - Lennestadt, Germany
email: wolfgang.moschner@gmx.de

Frank, Peter - Velden, Germany
email: frank.velden@t-online.de

Bernhard, Klaus - Linz, Austria
email: Klaus1967Bernhard@gmx.at

Bundesdeutsche Arbeitsgemeinschaft für Veränderliche Sterne e.V.

February 2024

Abstract: *The variability of Fr151 Cyg was discovered by Peter Frank in 2011, who classified it as an eclipsing binary. The authors published the discovery in 2019 in BAVJ No. 27. The authors present phased light curves from ASAS-SN and their own data, a list of primary and secondary minima, O-C-diagrams and an improved period solution of the star.*

Observations

400 mm ASA Astrograph f/3.7 - f = 1471 mm, FLI Proline 16803 CCD-Camera - V-filter - t = 120 sec.
Wolfgang Moschner, Astrocamp/Nerpio, Spain
102 mm f/5.0 TeleVue Refractor - f = 509 mm, SIGMA 1603 CCD-Camera, Kodak KAF1603ME,
IR & UV cut-off filter, t = 90 sec., Peter Frank, Velden, Germany

Data analysis

Muniwin [1] and self-written programs by Franz Agerer and Lienhard Pagel [2] were used for the analysis of the frames, after bias, dark and flatfield correction. The weighted average of 5 comparison stars was used.

Explanations:

HJD = heliocentric UTC timings (JD) of the observed minima

All coordinates are taken from the Gaia DR3 catalogue [3]. The coordinates (epoch J2000) are computed by VizierR, and are not part of the original data from Gaia (note that the computed coordinates are computed from the positions and the proper motions).

Fr151 Cyg

Cross-IDs

= ASASSN-V J201726.52+591257.0

= ATO J304.3605+59.2159

= Gaia DR3 2236610442804206208

= UCAC4 747-061302

= 2MASS J20172651+5912571

= USNO-A2.0 1425-10507446

Gaia DR3 catalogue:

Right ascension: 20h17m26.5126s at Epoch J2000

Declination: +59° 12' 57.117" at Epoch J2000

13.0495 mag G-band mean magnitude (350-1000 nm)

13.4467 mag Integrated BP mean magnitude (330-680 nm)

12.4833 mag Integrated RP mean magnitude (640-1000 nm)

0.9634 mag BP-RP

Periods known so far:

VSX [4] 2.0777543 d

ATLAS [6]

2.077878 d

ASAS-SN [5] 4.1550327 d

Results

The variability of Fr151 Cyg was discovered by Peter Frank in 2011, who classified it as an eclipsing binary. The authors published the discovery with a first period in 2019 in BAVJ No. 27 [7] and suspected that the period could also be twice as long. Further observations up to 2023 confirmed this assumption. Furthermore, in the extended O-C-diagram we now see a period change after the year 2018. The improved period applies to the time from the beginning of the observations to the beginning of the period change. It is exactly twice the period published by the authors in BAVJ No. 27. Min. I and Min. II are the same depth within the observation accuracy.

The VSX database, the ASAS SN variable stars database and the ATLAS database also list the star as variable, but with different periods. The variable is not listed in the SIMBAD database [8], the ZTF project [9] or the WISE project [10].

The presented improved elements were calculated by the method of least squares, taking into account the minima between JD 2455834 to 2458406 (see table below) and assuming that the true phase of Min. II is exactly at 0.5. We had 5945 of our own data points available for our analysis.

The authors will continue to observe the variable over the next few years in order to calculate the period for the period after the period change. At present, the data are not yet sufficient for this.

From our data (Figure 1) we derive a variability approx. between 13.26 and 13.74 mag, with an amplitude for Min. I given as 0.50 mag and for Min. II as 0.48 mag (Filter -I-U). Our observations show a period change after the year 2018.

Fr151 Cyg improved elements
 Type = EA
 Min. I = HJD 2455834.3880 + 4.1555090*E
 ±0.0019 ±0.0000030

Observer	HJD-Date	Type	Epoch	O-C (d)	Remarks
	Minimum				
P. Frank	2455834.3880	I	0	0.0000	
P. Frank	2456933.5196	II	264.5	-0.0005	
Moschner/Frank	2457249.3400	II	340.5	0.0012	incomplete
Moschner/Frank	2457278.4274	II	347.5	0.0000	
P. Frank	2457625.4111	I	431	-0.0013	
Moschner/Frank	2457924.6074	I	503	-0.0016	
P. Frank	2458406.6497	I	619	0.0016	
W. Moschner	2459792.5022	II	952.5	-0.0081	
W. Moschner	2459819.5092	I	959	-0.0120	
W. Moschner	2460268.3025	I	1067	-0.0136	

Table 1: Minima of Fr151 Cyg = GSC 03949-01097 using the elements from the authors. The O-C of the secondary minima were calculated assuming that the true phase is at exactly at 0.5.

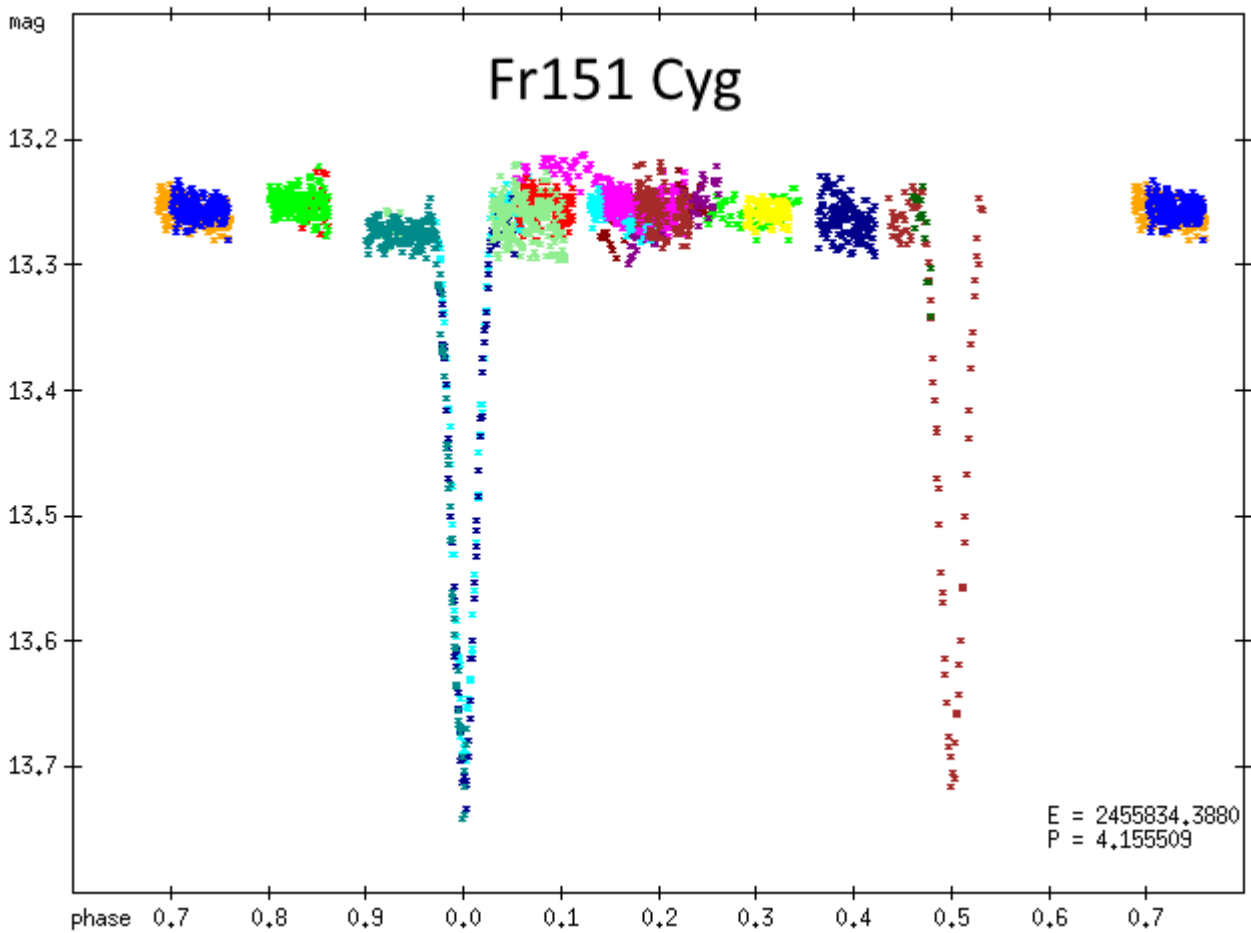


Figure 1: Phased light curve of Fr151 Cyg = GSC 03949-01097 using the ephemeris given by the authors. The vertical axis shows uncalibrated V magnitudes. Different colors denote different observing nights. A SIGMA 1603 CCD-Camera camera + IR & UV cut-off filter was used. The light curve in maximum light was supplemented by data from a FLI Proline 16803 camera + V-filter. These data were corrected by the filter offset. The brightness values shown therefore refer to the IR & UV cut-off filter.

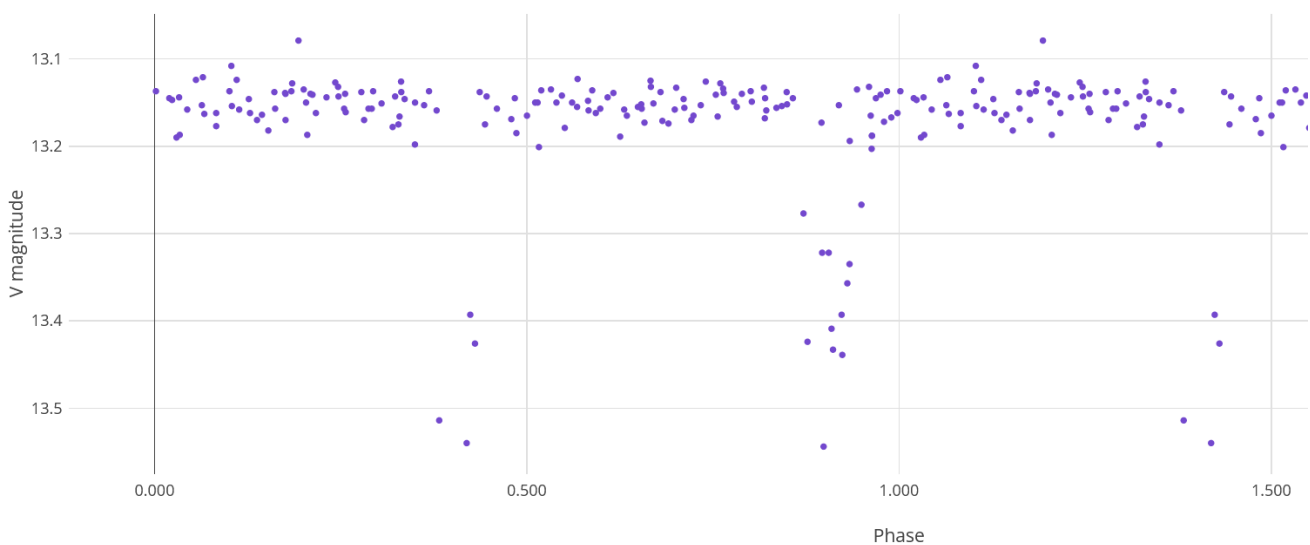


Figure 2: Phased light curve of Fr151 Cyg = GSC 03949-01097 using the period and data (V-Band) from ASAS-SN. This graphic is taken from the ASAS-SN website.

O-C diagram from Fr151 Cyg (Moschner 2024)

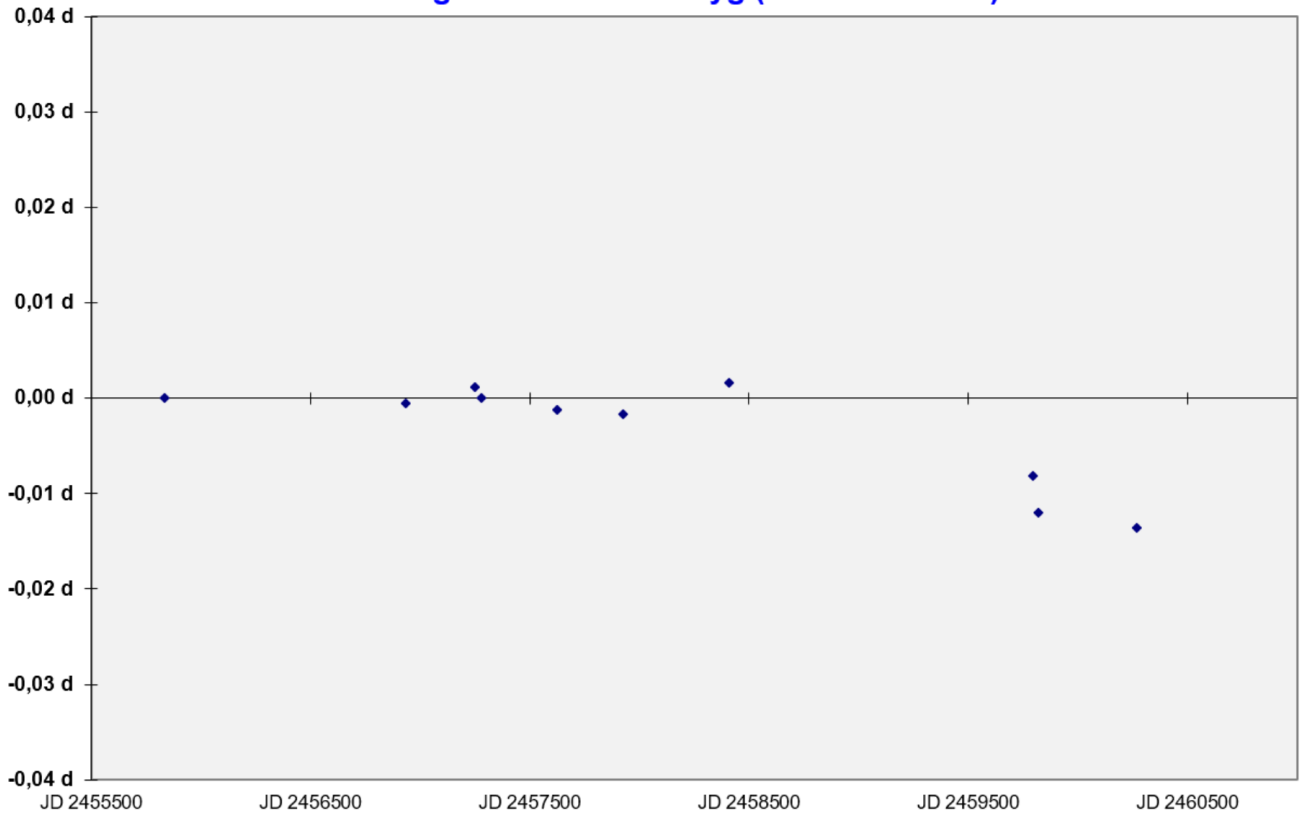


Figure 3: O-C-diagram of Fr151 Cyg = GSC 03949-01097 using the improved ephemeris from the authors. These CCD minima between 2011 and 2018 were used to calculate the period.

O-C diagram of Fr151 Cyg (ATLAS 2024)

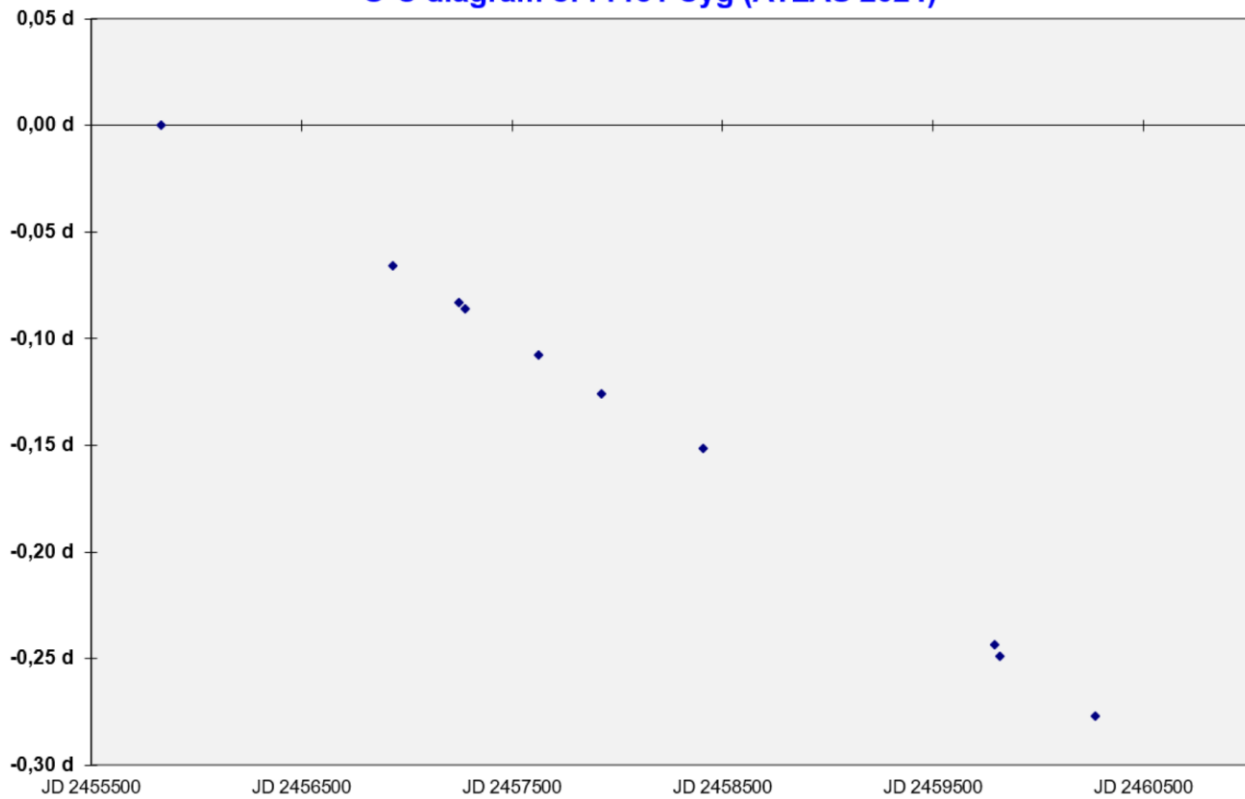


Figure 4: O-C-diagram of Fr151 Cyg = GSC 03949-01097 using the period from the ATLAS project (2.077878 d).

O-C diagram of Fr151 Cyg (ASAS-SN 2024)

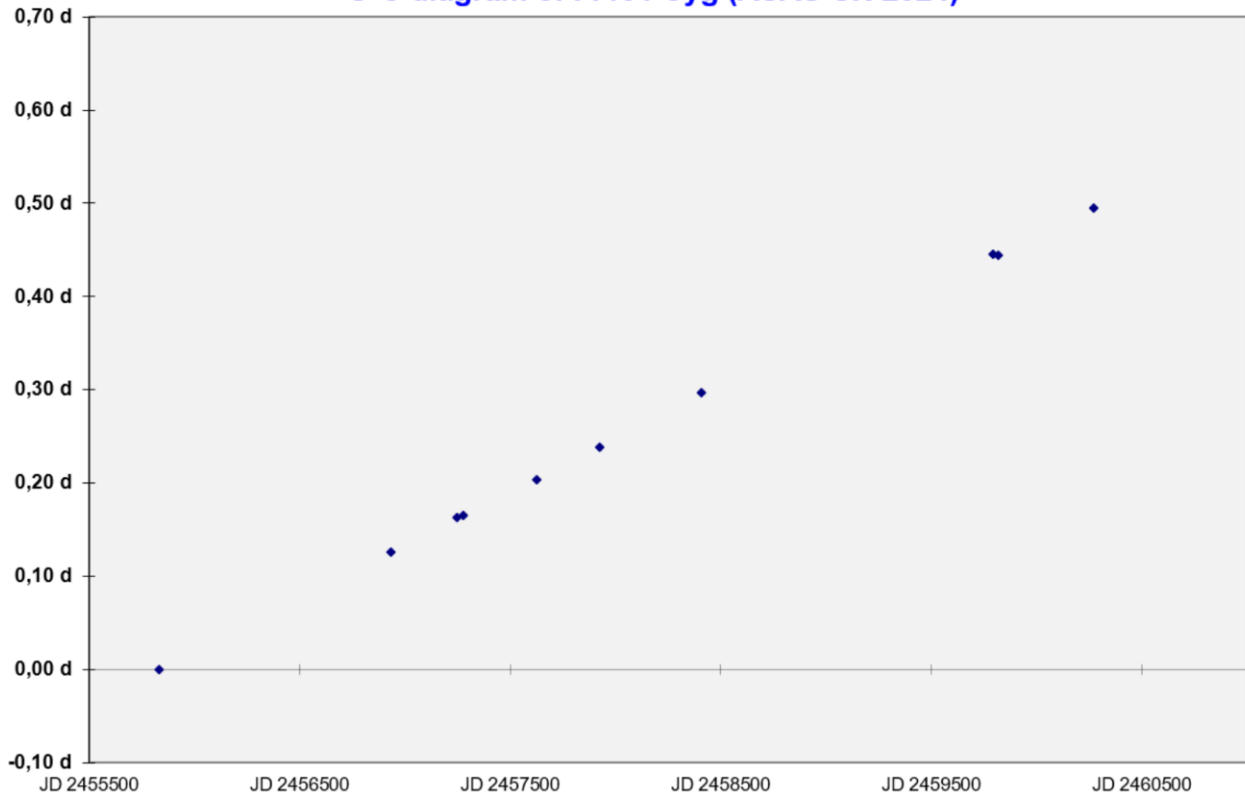


Figure 5: O-C-diagram of Fr151 Cyg = GSC 03949-01097 using the period from the ASAS-SN project (4.1550327 d).

Acknowledgements

This research has made use of the SIMBAD Astronomical database, operated at CDS, Strasbourg, France, the International Variable Star Index (VSX) database, operated at AAVSO, Cambridge, Massachusetts and the ATLAS project developed by the University of Hawaii and funded by NASA, the ASAS All Star Catalog operated by the Ohio State University and the Gaia Collaboration operated by the European Space Agency (ESA).

The authors thank David Motl for providing his MuniWin photometry program, Franz Agerer (BAV) and Lienhard Pagel (BAV) for providing their personal data analysis program.

References

- [1] Motl, David: MuniWin
<http://c-munipack.sourceforge.net>
- [2] Pagel, Lienhard: Starcurve
<https://www.bav-astro.eu/index.php/weiterbildung/tutorials>
- [3] Gaia DR3 (Gaia Collaboration. 2020) European Space Agency.
<http://vizier.u-strasbg.fr/viz-bin/VizieR?-source=I/355>
- [4] The International Variable Star Index (VSX)
<https://www.aavso.org/vsx/index.php?view=search.top>
- [5] All-Sky Automated Survey for Supernovae ASAS-SN
<http://www.astronomy.ohio-state.edu/asassn/index.shtml>
Shappee et al., 2014, ApJ, 788, 48S
<https://ui.adsabs.harvard.edu/abs/2014ApJ...788...48S>
Jayasinghe et al., 2019, MNRAS, 485, 961J
<https://ui.adsabs.harvard.edu/abs/2019MNRAS.485..961J>:
- [6] A first catalog of variable stars measured by ATLAS (Heinze+, 2018)
<http://vizier.u-strasbg.fr/cgi-bin/VizieR-3?-source=J/AJ/156/241/table4>
- [7] BAV Journal 027
https://www.bav-astro.eu/images/Up_Journal/Find/BAVJ027.pdf
- [8] SIMBAD Astronomical Database - CDS (Strasbourg)
<http://simbad.u-strasbg.fr/simbad/sim-coo?Coord=20%3A17%3A27+%2B59%3A12%3A57&CooFrame=FK5&CooEpoch=2000&CooEqui=2000&CooDefinedFrames=none&Radius=2&Radius.unit=arcmin&submit=submit+query&CoordList=>
- [9] ZTF Zwicky Transient Facility, Systematic Exploration of the Dynamic Sky
<https://www.ztf.caltech.edu/>
- [10] WISE catalog of periodic variable stars (Chen et al., 2018)
<J/ApJS/237/28/table2>